

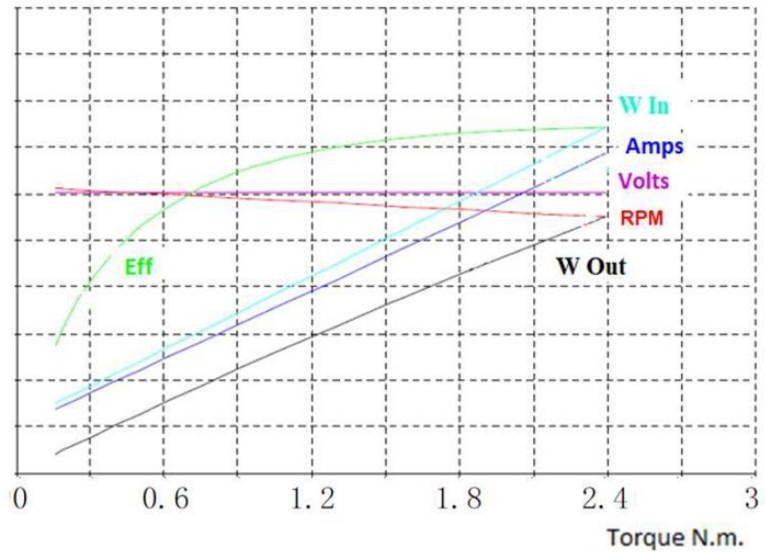
Model: MM5018FC/NV

Description: MaxMotion 0.50HP, 1750RPM, 180VDC, TEFC/NV, 56C

Tester: 01

Test Date: 2018.11.09

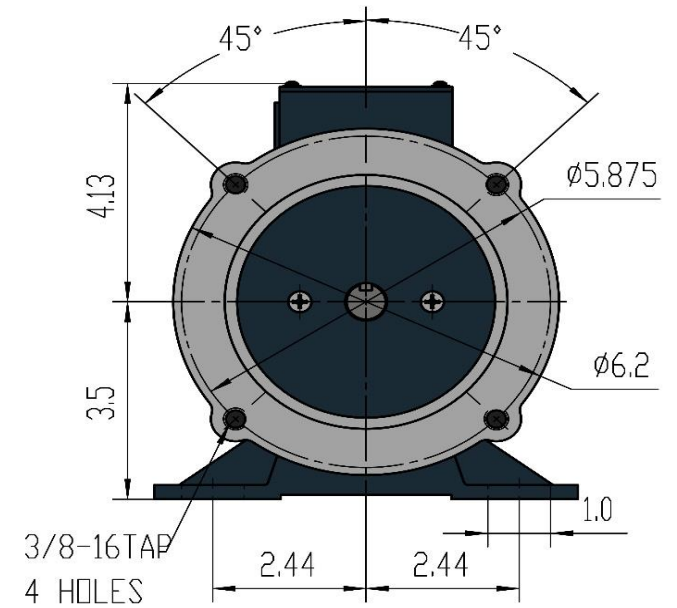
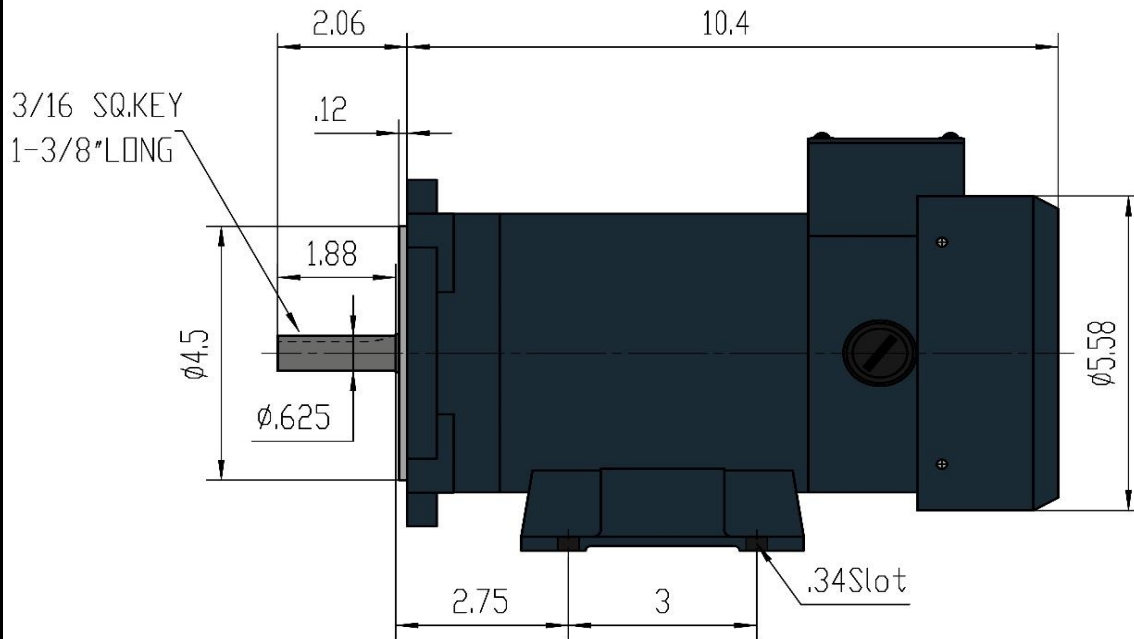
V	A	W In	RPM	W out	Eff. %
300	5	700	300	500	100
270	4.5	630	2700	450	90
240	4	560	2400	400	80
210	3.5	490	2100	350	70
180	3	420	1800	300	60
150	2.5	350	1500	250	50
120	2	280	1200	200	40
90	1.5	210	900	150	30
60	1	140	600	100	20
30	0.5	70	300	50	10
0	0	0	0	0	0



Measured Points	V	A	Input Watts	N.m.	RPM	Output Watts	%
No Load	180.2	0.391	70.66	0.106	1905	21.22	30.0%
Rated	180.1	2.554	460.2	2.044	1752	375	81.4%
Efficiency Max.	180	2.812	506.4	2.278	1734	413.6	81.6%
Max. Kw Output	180	3.142	565.9	2.571	1710	460.4	81.3%
Max. Torq. Output	180	3.142	565.9	2.571	1710	460.4	81.3%
End	180	3.142	565.9	2.571	1710	460.4	81.3%

Load	Measure	V	A	Input Watts	N.m.	RPM	Output Watts	Eff %
5.7%	1	180.2	0.391	70.66	0.106	1905	21.22	30.0%
6.4%	2	180.2	0.411	74.18	0.12	1904	24.08	32.4%
8.2%	3	180.2	0.449	81.0	0.154	1901	30.81	38.0%
10.7%	4	180.2	0.503	90.7	0.202	1897	40.19	44.3%
13.8%	5	180.2	0.566	102.1	0.26	1892	51.66	50.5%
17.2%	6	180.2	0.641	115.6	0.326	1887	64.56	55.8%
21.5%	7	180.2	0.735	132.5	0.41	1892	80.61	60.8%
26.2%	8	180.2	0.837	150.9	0.502	1872	98.39	65.1%
31.8%	9	180.2	0.958	172.6	0.611	1863	119.2	69.0%
37.9%	10	180.1	1.096	197.6	0.734	1852	142.3	72.0%
45.0%	11	180.1	1.255	226.2	0.875	1841	168.6	74.5%
52.5%	12	180.1	1.427	257.1	1.029	1828	197.0	76.6%
61.1%	13	180.1	1.62	292.0	1.207	1814	229.2	78.5%
70.3%	14	180.1	1.836	330.9	1.401	1798	263.7	79.7%
80.2%	15	180.1	2.076	374.0	1.614	1778	300.6	80.3%
90.9%	16	180.1	2.335	420.6	1.848	1761	340.7	81.0%
100.0%	17	180.1	2.554	460.2	2.044	1752	375.0	81.4%
100.0%	18	180.1	2.554	460.2	2.044	1752	375.0	81.4%
110.3%	19	180	2.812	506.4	2.278	1734	413.6	81.6%
122.8%	20	180	3.142	565.9	2.571	1710	460.4	81.3%

MaxMotion



Customer is responsible in determining that MaxMotion product will fit/performance suitably in the intended application

Version: 1NIN

Revised: April 2020

HP	RPM	Voltage	Amps	Const.	Frame	Insul.	Torque	P. Code	Wgt lbs	Rated
0,5	1750	180Vdc	3,14	TEFC	56C	Class H	18 in/lbs	K (SCR)	25	IP45

MM5018FC

DC PERMANENT MAGNET MOTOR

HEAVY GAUGE ROLLED STEEL CONSTRUCTION | TENV TOTALLY NON-VENTILATED & TEFC TOTALLY ENCLOSED FAN COOLED SCR RATED, 90VDC, 180VDC

MaxMotion

Applications:

For use with SCR rated single phase DC variable speed controls used in conveyors, pumps, packaging equipment and many other applications where economical precise speed control is required.



Features:

Design - SCR Rated

Construction - Rolled Steel, NEMA C-Face Footed with Removable Base

Agency listings and standard - NEMA, UL Recognized and CSA Certified, RoHS Compliant

Service Factor - 1.0

IP Rating - IP45

Insulation - Class F Insulation

Speed Range - 20:1 Constant Torque, Linear Speed/Torque Characteristics over entire speed range

Voltage - 90V & 180V

Bearings - Permanently Lubricated High quality Double Shielded Ball Bearings

Brushes - Oversized for Extra Long Life, Easy brush access with Unique brush Holder

Enclosure Protection - (TEFC) Totally Enclosed Fan Cooled & (TENV) Totally Enclosed Non-Ventilated

Duty - Continuous

Warranty - 18 Months

DC PERMANENT MAGNET MOTOR

HEAVY GAUGE ROLLED STEEL CONSTRUCTION | TENV TOTALLY NON-VENTILATED & TEFC TOTALLY ENCLOSED FAN COOLED SCR RATED, 90VDC, 180VDC



HP	FL RPM	VOLTS	FRAME	CAT NO.	CONSTRUCTION	ENCLOSURE	NOM EFF.	F.L. AMPS	DE BEARING	NDE BEARING	WT (Lbs)	"C" Dimension (Inch)
0.25	1773	90	56C	MM2590NV	ROLLED STEEL	TENV	76.70%	2.05	6203	6203	21	8
	1773	90	56C	MM2590FC	ROLLED STEEL	TEFC	76.70%	2.05	6203	6203	21	9.6
	1717	180	56C	MM2518NV	ROLLED STEEL	TENV	71.90%	2.55	6203	6203	21	8
	1717	180	56C	MM2518FC	ROLLED STEEL	TEFC	71.90%	2.55	6203	6203	21	9.6
0.33	1691	90	56C	MM3390NV	ROLLED STEEL	TENV	77.70%	5.1	6203	6203	23	8
	1691	90	56C	MM3390FC	ROLLED STEEL	TEFC	77.70%	5.1	6203	6203	23	9.6
	1687	180	56C	MM3318NV	ROLLED STEEL	TENV	69.90%	2.55	6203	6203	23	8
	1687	180	56C	MM3318FC	ROLLED STEEL	TEFC	69.90%	2.55	6203	6203	23	9.6
0.5	1702	90	56C	MM5090NV	ROLLED STEEL	TENV	81.90%	6.28	6203	6203	25	8.88
	1702	90	56C	MM5090FC	ROLLED STEEL	TEFC	81.90%	6.28	6203	6203	25	10.4
	1752	180	56C	MM5018NV	ROLLED STEEL	TENV	81.40%	3.14	6203	6203	25	8.88
	1752	180	56C	MM5018FC	ROLLED STEEL	TEFC	81.40%	3.14	6203	6203	25	10.4
0.75	1651	90	56C	MM7590FC	ROLLED STEEL	TEFC	83.90%	9.82	6203	6203	30	11.45
	1675	180	56C	MM7518FC	ROLLED STEEL	TEFC	84.00%	4.9	6203	6203	30	11.45
1	1739	90	56C	MM1090FC	ROLLED STEEL	TEFC	84.00%	12.7	6203	6203	33	12.24
	1739	180	56C	MM1018FC	ROLLED STEEL	TEFC	84.70%	6.4	6203	6203	33	12.24
1.5	1793	180	56C	MM1518FC-56C	ROLLED STEEL	TEFC	83.30%	7.86	6203	6203	45	14.39
	1793	180	145TC	MM1518FC	ROLLED STEEL	TEFC	83.30%	7.86	6305	6305	45	13.8
2	1751	180	56C	MM2018FC-56C	ROLLED STEEL	TEFC	82.80%	10.4	6305	6305	55	14.75
	1751	180	145TC	MM2018FC	ROLLED STEEL	TEFC	82.80%	10.77	6305	6305	55	14.8
3	1814	180	145TC	MM3018FC	ROLLED STEEL	TEFC	82.50%	18.6	6305	6305	70	16.9

